

MEASUREMENT INFORMATION *

Unit of Measurement:

● Centimeters ● Inches



FULL SHOULDERS

Measure back at end of shoulders.

Size:



SLEEVES

Measure sleeves from shoulder seam to length desired.

Size:



CHEST

Measure around body well up under arm holes.

Size:



STOMACH

Measure around stomach line.

Size:



FRONT COAT LENGTH

Measure from lower collar seam to length desired.

Size:



COAT LENGTH

Measure from lower collar seam to length desired. Around 5 1/2" longer than your Sleeve

Size:



FRONT

Measure from one armhole to other arm hole in front.

Size:



BACK

Measure from one armpit to other arm pit at back.

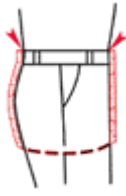
Size:



NECK

Measure around the neck.


Size:



A CROTCH

Measure from center front waist under legs to center back waist.

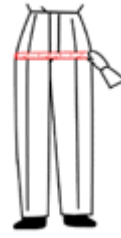
Size:



WAIST

Measure around waist Line.

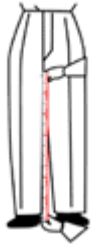
Size:



HIPS

Measure around hips at widest point of seat but not tight.

Size:



INSEAM

Measure from bottom of the crotch down to bottom of cuff.

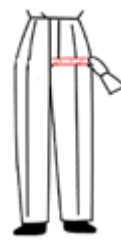
Size:



LENGTH

Measure from top of waist band to bottom of cuff.

Size:



THIGH

Measure width around the thigh as shown.

Size:



CUFF

Measure width around cuff.

Size:



VEST LENGTH

Measure from bottom seam of shirt collar to waist line.

Size:



OVERCOAT LENGTH

Measure from shoulder to the desired length down your leg.

Size:

SELECT A PICTURE NEAREST TO YOUR FIGURE*



Normal Shoulders Normal Neck



Sloping Shoulders Long Neck



Square Shoulders Short Neck

SELECT A PICTURE NEAREST TO YOUR FIGURE*



Normal Posture



Erect



Forward Stoop



Forward Stomach



Stout